

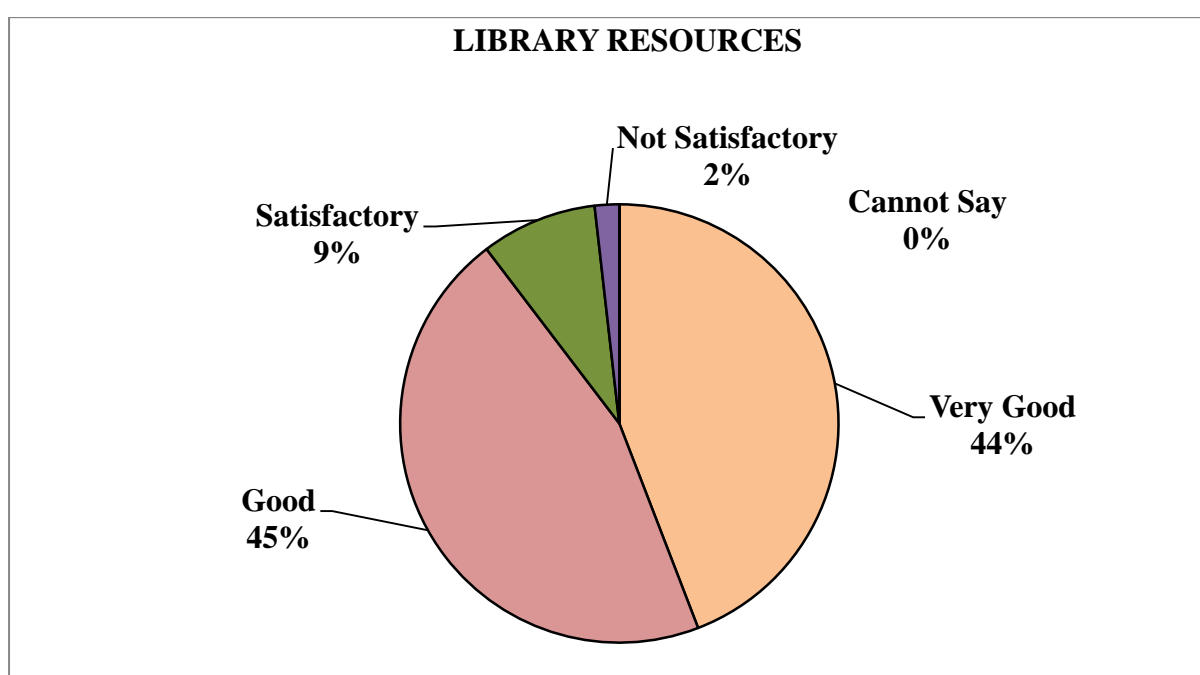
**M.E.S. COLLEGE OF ARTS AND COMMERCE, ZUARINAGAR-GOA**

**ANALYSIS OF INSTITUTIONAL FEEDBACK FROM STUDENTS**

**ACADEMIC YEAR: 2016-17**

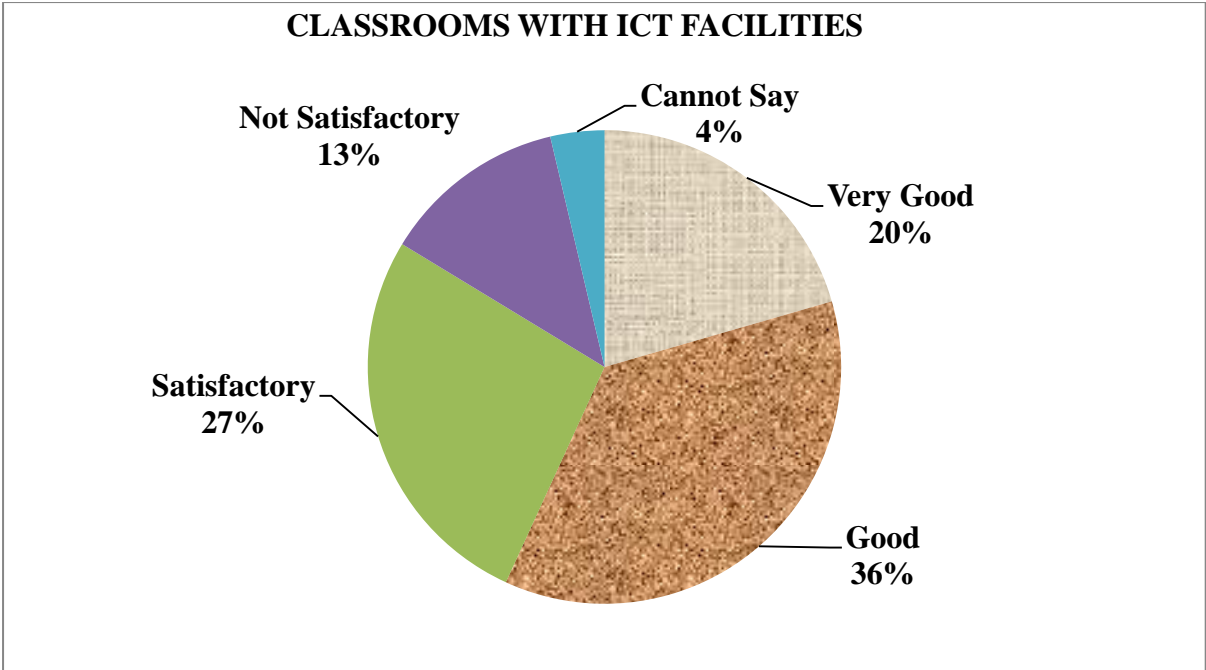
**1) Library Resources**

<b>Library Resources</b>	<b>Very Good</b>	<b>Good</b>	<b>Satisfactory</b>	<b>Not Satisfactory</b>	<b>Cannot Say</b>	<b>Total</b>
No. of responses	98	101	19	4	0	222
Percentage	44.14	45.50	8.56	1.80	0	100



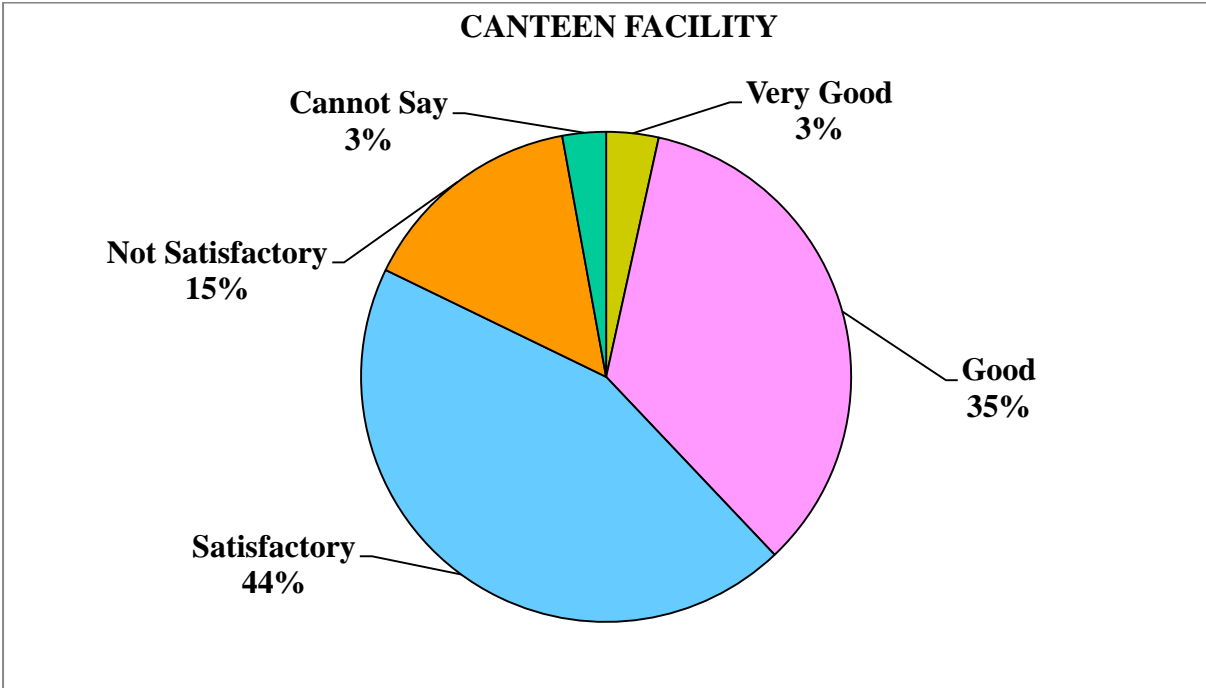
**2) Classrooms with ICT Facilities**

<b>Classrooms with ICT Facilities</b>	<b>Very Good</b>	<b>Good</b>	<b>Satisfactory</b>	<b>Not Satisfactory</b>	<b>Cannot Say</b>	<b>TOTAL</b>
No. of responses	39	69	51	24	7	190
Percentage	20.53	36.32	26.84	12.63	3.68	100



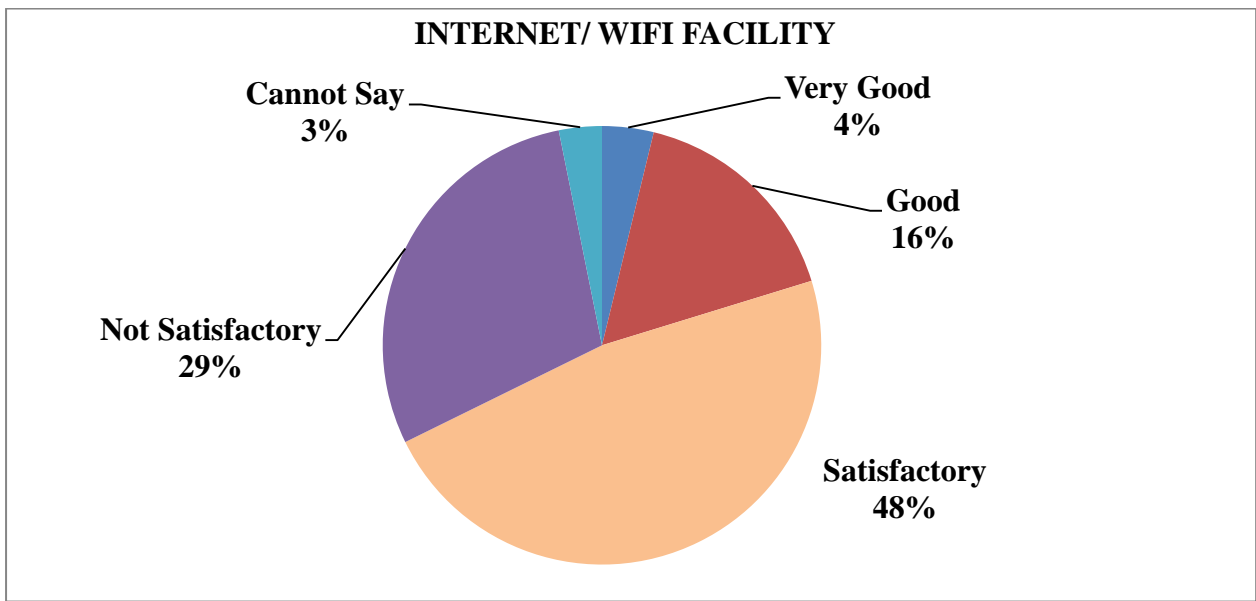
**3) Canteen Facility**

Canteen Facility	Very Good	Good	Satisfactory	Not Satisfactory	Cannot Say	TOTAL
No. of responses	6	60	77	26	5	174
Percentage	3.45	34.48	44.25	14.94	2.88	100



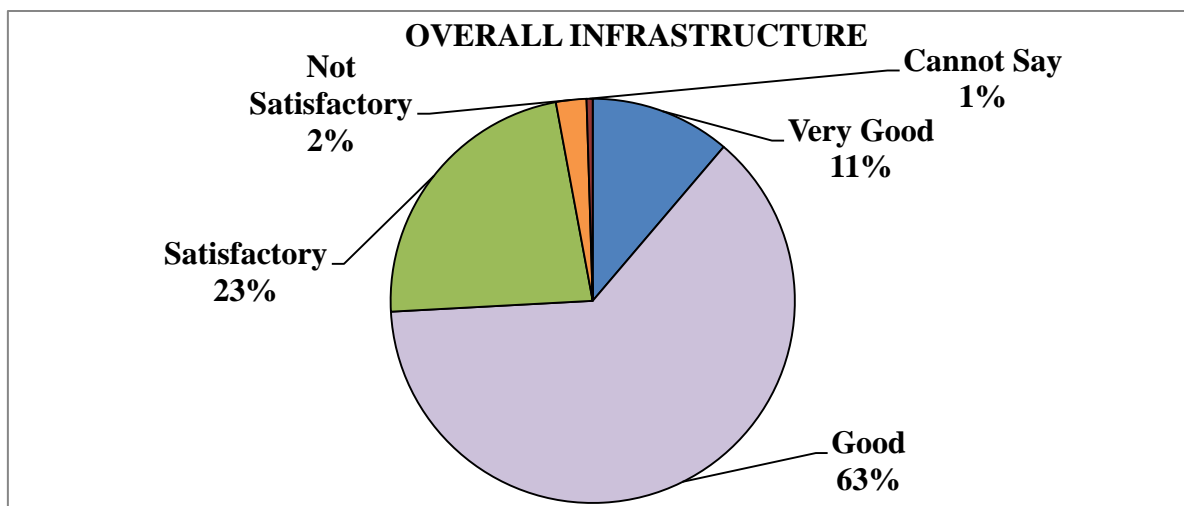
**4) Internet/ Wifi facility**

<b>Internet/wifi Facility</b>	<b>Very Good</b>	<b>Good</b>	<b>Satisfactory</b>	<b>Not Satisfactory</b>	<b>Cannot Say</b>	<b>TOTAL</b>
No. of responses	6	26	75	46	5	158
Percentage	3.80	16.46	47.47	29.11	3.16	100



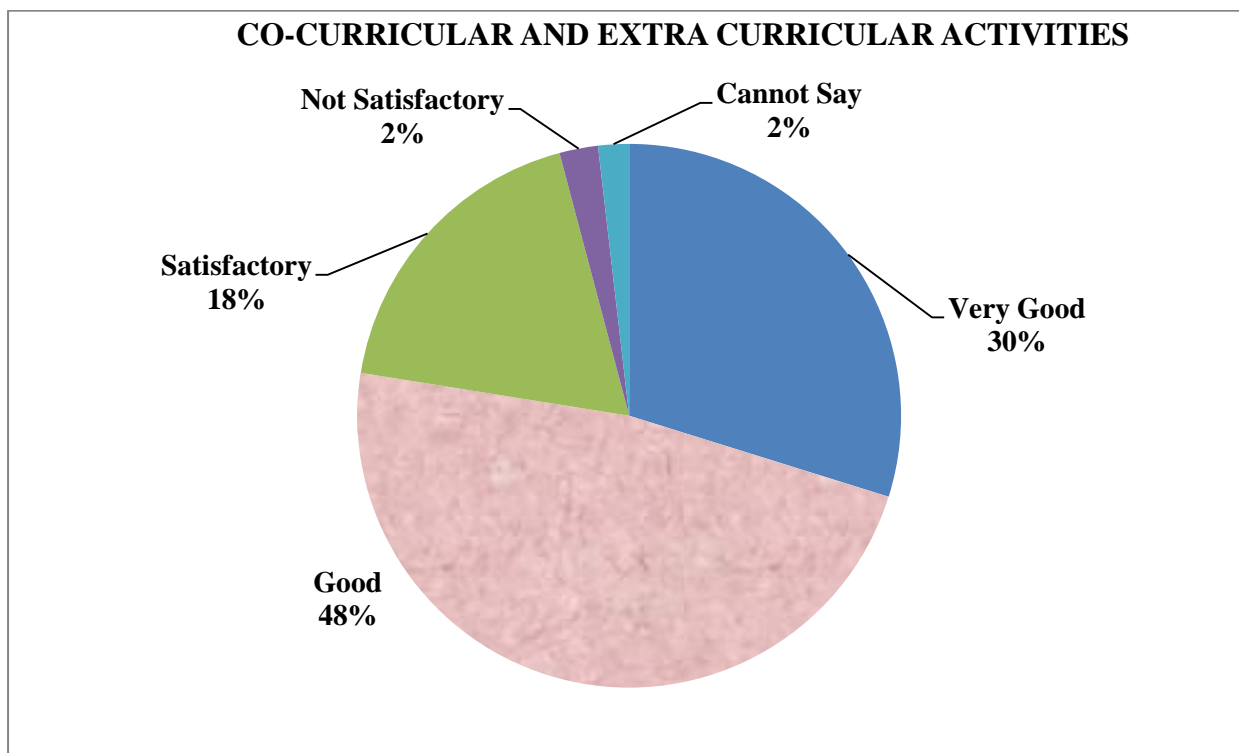
**5) Overall Infrastructure**

<b>Overall infrastructure</b>	<b>Very Good</b>	<b>Good</b>	<b>Satisfactory</b>	<b>Not Satisfactory</b>	<b>Cannot Say</b>	<b>TOTAL</b>
No. of responses	23	129	47	5	1	205
Percentage	11.22	62.92	22.93	2.44	0.49	100



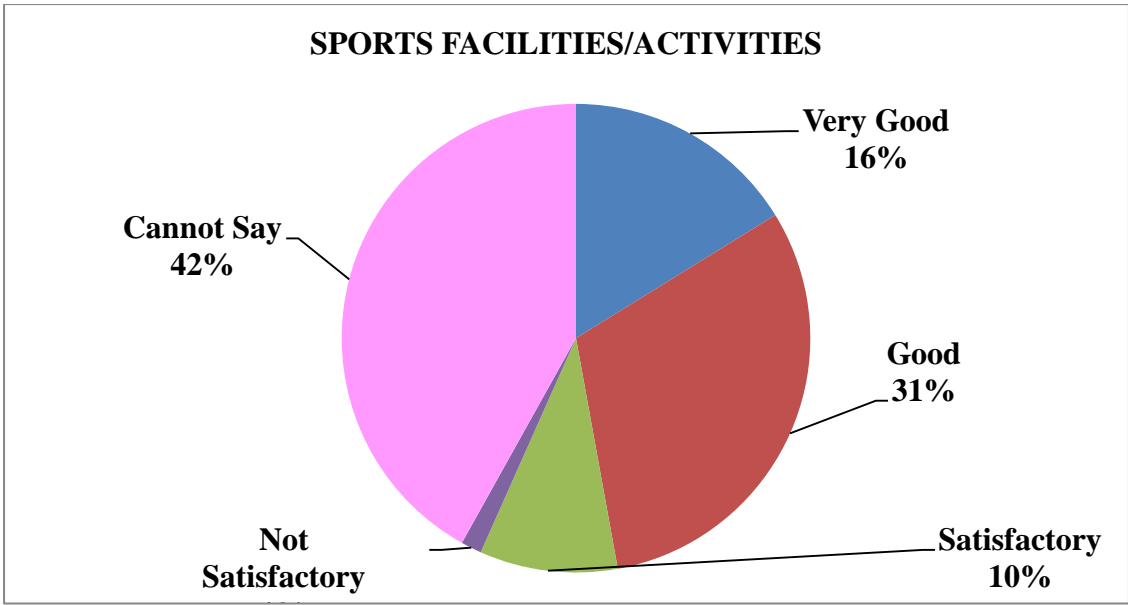
### 6) Co-curricular and extracurricular activities

Co-curricular and extra-curricular activities	Very Good	Good	Satisfactory	Not Satisfactory	Cannot Say	TOTAL
No. of responses	65	104	40	5	4	218
Percentage	29.81	47.71	18.35	2.30	1.83	100



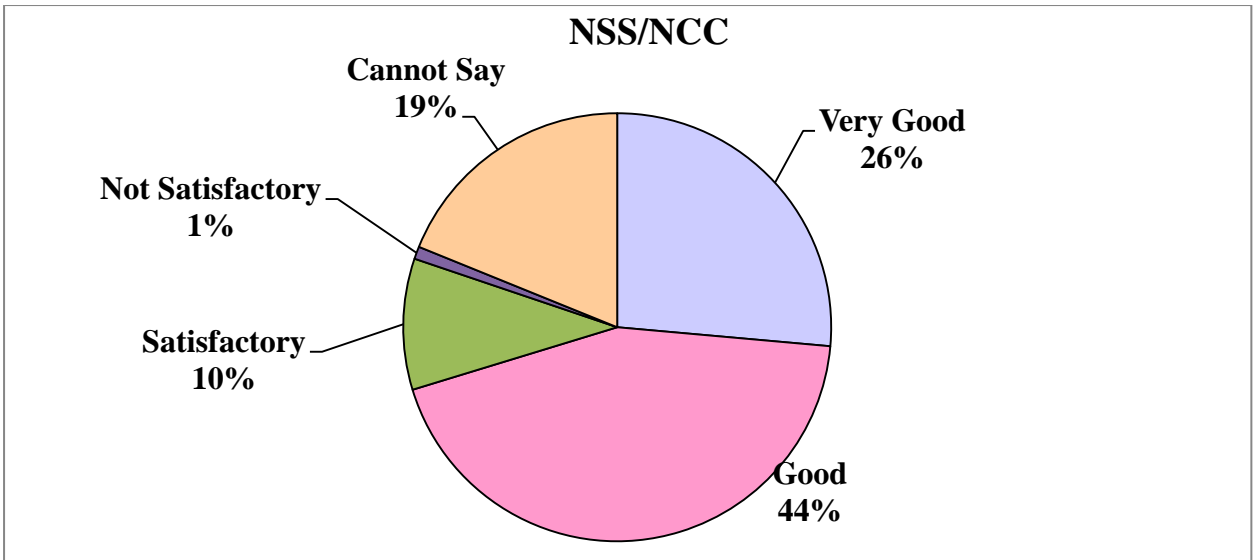
### 7) Sports facilities/activities

Sports facilities/activities	Very Good	Good	Satisfactory	Not Satisfactory	Cannot Say	TOTAL
No. of responses	34	65	20	3	88	210
Percentage	16.19	30.95	9.52	1.43	41.91	100



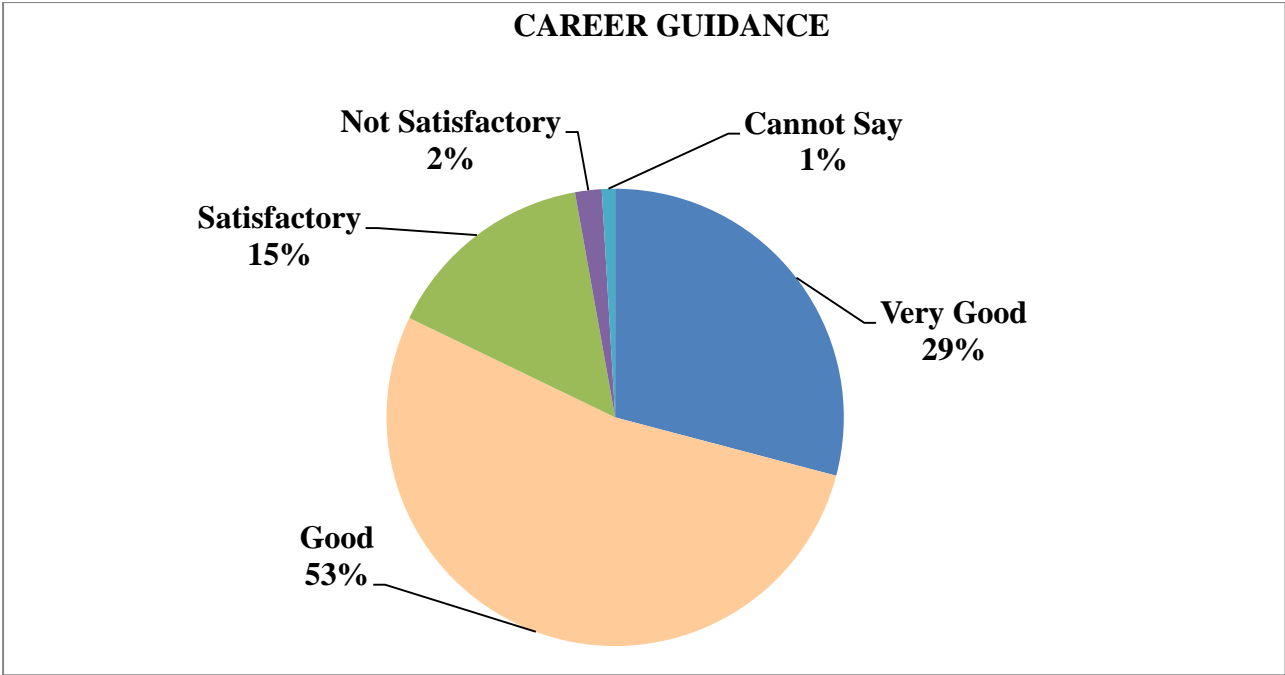
**8) NSS/NCC**

NSS/NCC	Very Good	Good	Satisfactory	Not Satisfactory	Cannot Say	TOTAL
No. of responses	56	93	21	2	40	212
Percentage	26.42	43.87	9.91	0.94	18.86	100



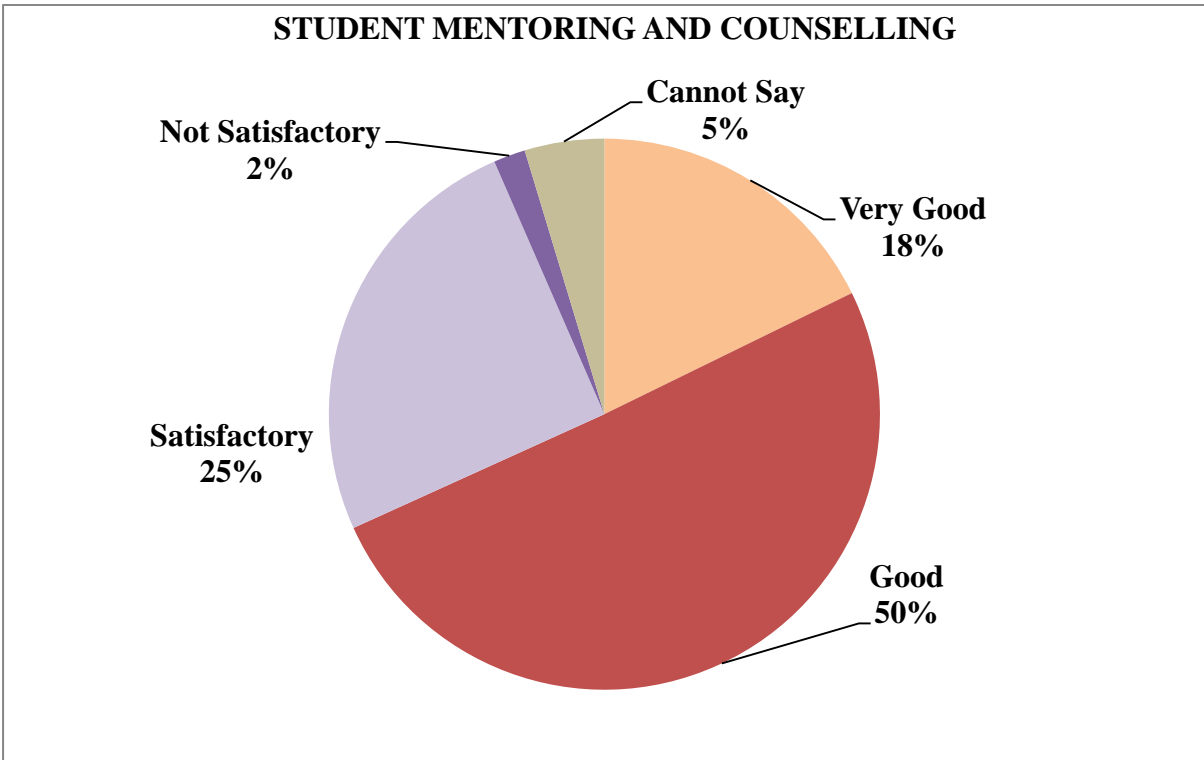
**9) Career Guidance**

Career Guidance	Very Good	Good	Satisfactory	Not Satisfactory	Cannot Say	TOTAL
No. of responses	62	113	32	4	2	213
Percentage	29.11	53.05	15.02	1.88	0.94	100



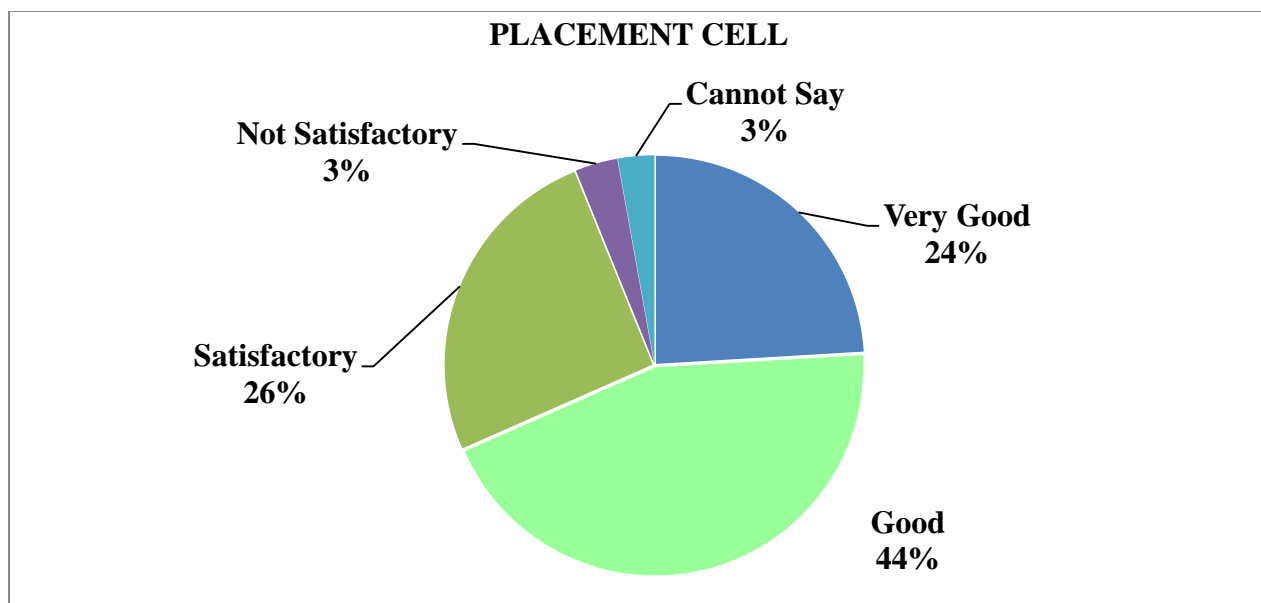
**10) Student mentoring and counselling**

Student mentoring & Counselling	Very Good	Good	Satisfactory	Not Satisfactory	Cannot Say	TOTAL
No. of responses	38	108	54	4	10	214
Percentage	17.76	50.47	25.23	1.87	4.67	100



### 11) Placement Cell

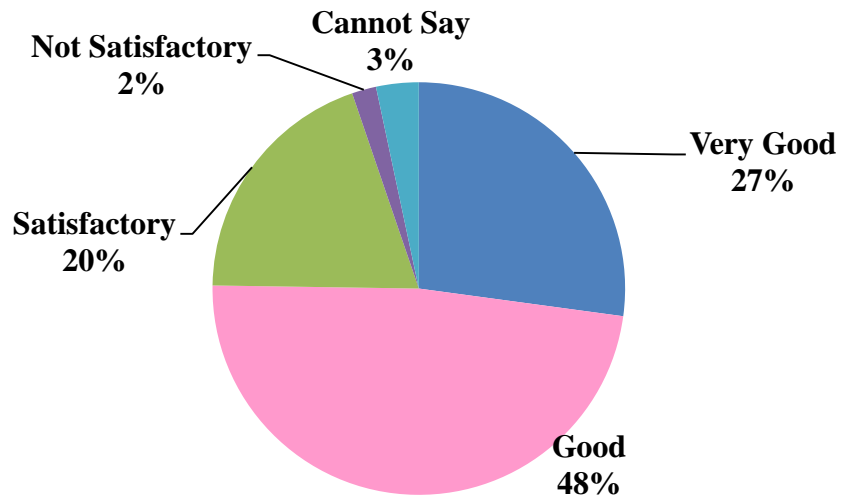
Placement Cell	Very Good	Good	Satisfactory	Not Satisfactory	Cannot Say	TOTAL
No. of responses	51	94	54	7	6	212
Percentage	24.06	44.34	25.47	3.30	2.83	100



### 12) Accessibility and efficiency of administrative staff

Accessibility and efficiency of administrative staff	Very Good	Good	Satisfactory	Not Satisfactory	Cannot Say	TOTAL
No. of responses	57	101	41	4	7	210
Percentage	27.14	48.10	19.53	1.90	3.33	100

**ACCESSIBILITY AND EFFICIENCY OF ADMINISTRATIVE STAFF**



*Meenakshi Bawa*

**Dr. Meenakshi Bawa**  
**IQAC Coordinator**

**Dr. R.B. Patil**  
**Principal**