

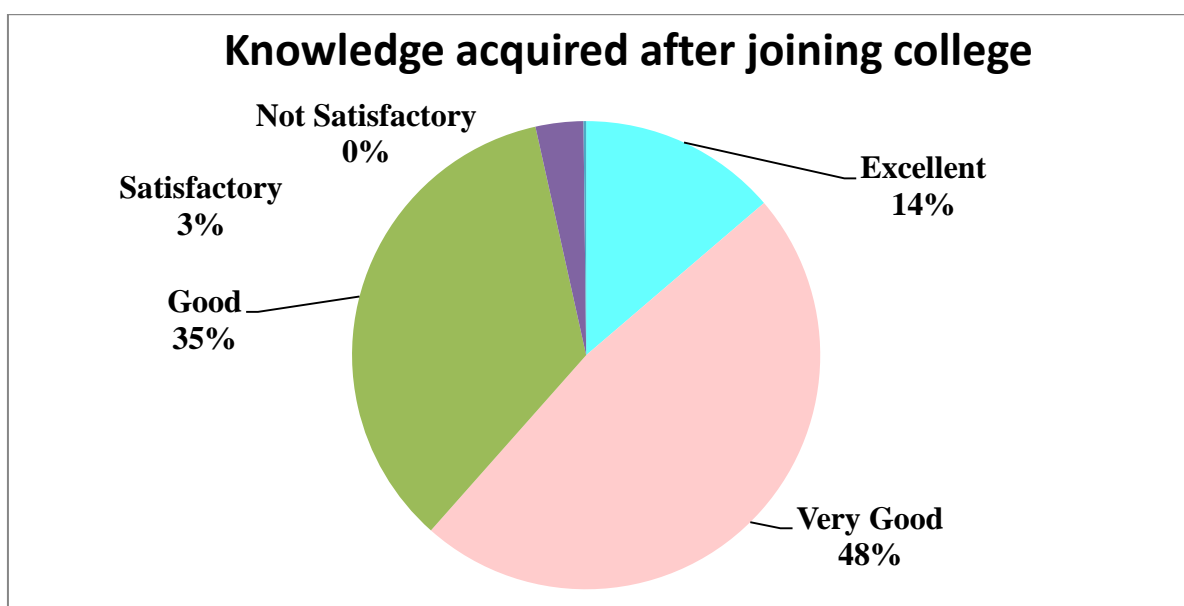
M.E.S. COLLEGE OF ARTS AND COMMERCE, ZUARINAGAR-GOA

ANALYSIS OF INSTITUTIONAL FEEDBACK FROM PARENTS

ACADEMIC YEAR: 2017-18

1. Library Resources

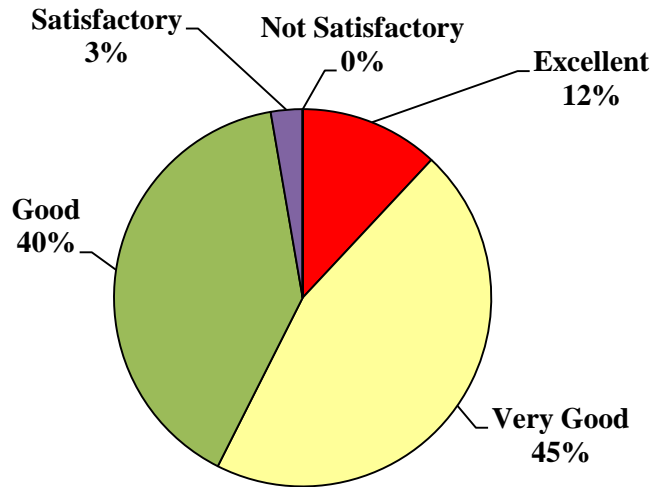
Knowledge acquired by your ward after joining our college	Excellent	Very Good	Good	Satisfactory	Not Satisfactory	TOTAL
No. of responses	75	261	191	18	1	546
Percentage	13.74	47.80	34.98	3.30	0.18	100



2) Improvement in communication skills of your ward

Improvement in communication skills of your ward	Excellent	Very Good	Good	Satisfactory	Not Satisfactory	TOTAL
No. of responses	66	251	220	15	0	552
Percentage	11.95	45.47	39.86	2.72	0	100

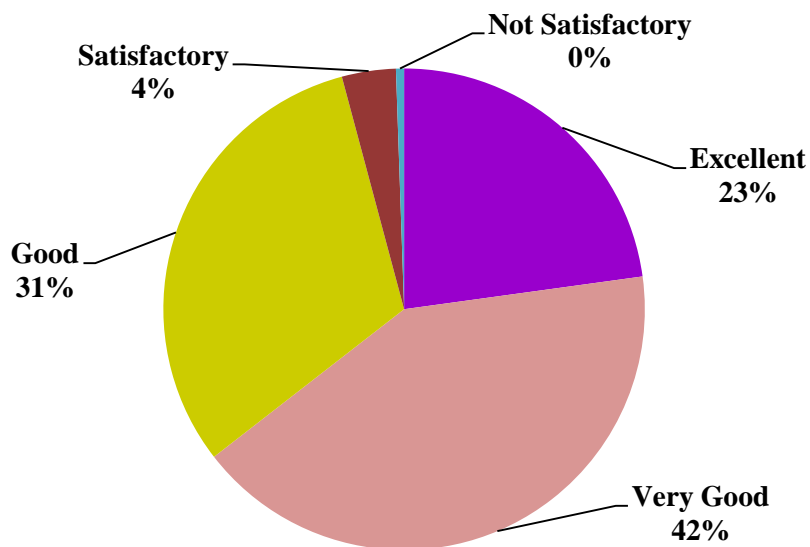
IMPROVEMENT IN COMMUNICATION SKILLS



3) Information available regularly about your child's attendance

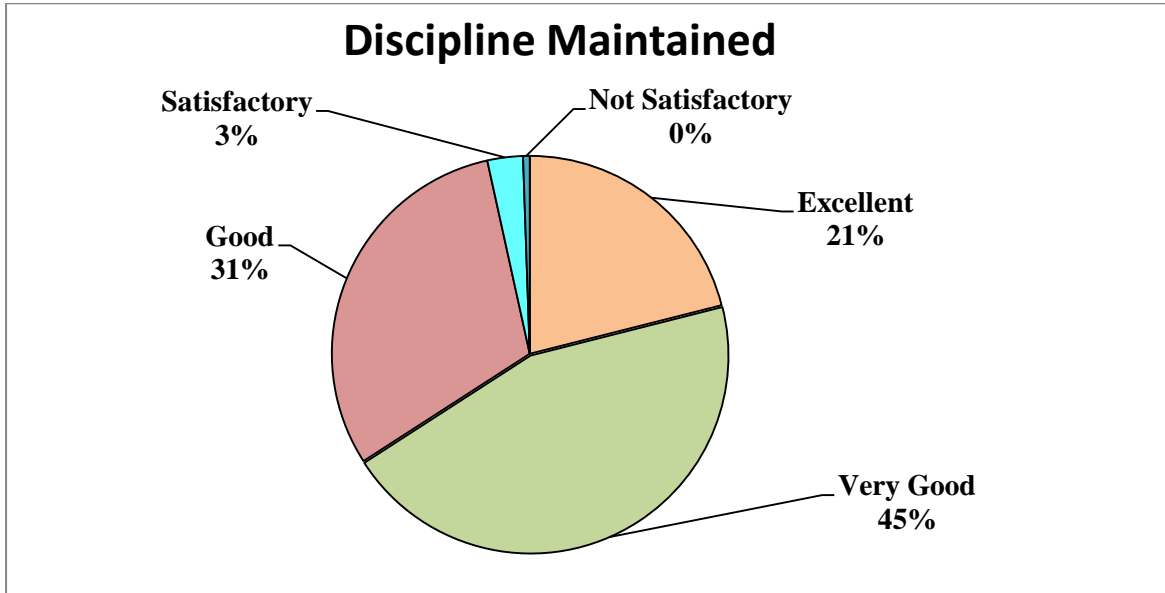
Information available regularly about your child's attendance	Excellent	Very Good	Good	Satisfactory	Not Satisfactory	TOTAL
No. of responses	126	230	173	20	3	552
Percentage	22.83	41.67	31.34	3.62	0.54	100

INFORMATION AVAILABLE REGULARLY ABOUT CHILD'S ATTENDANCE



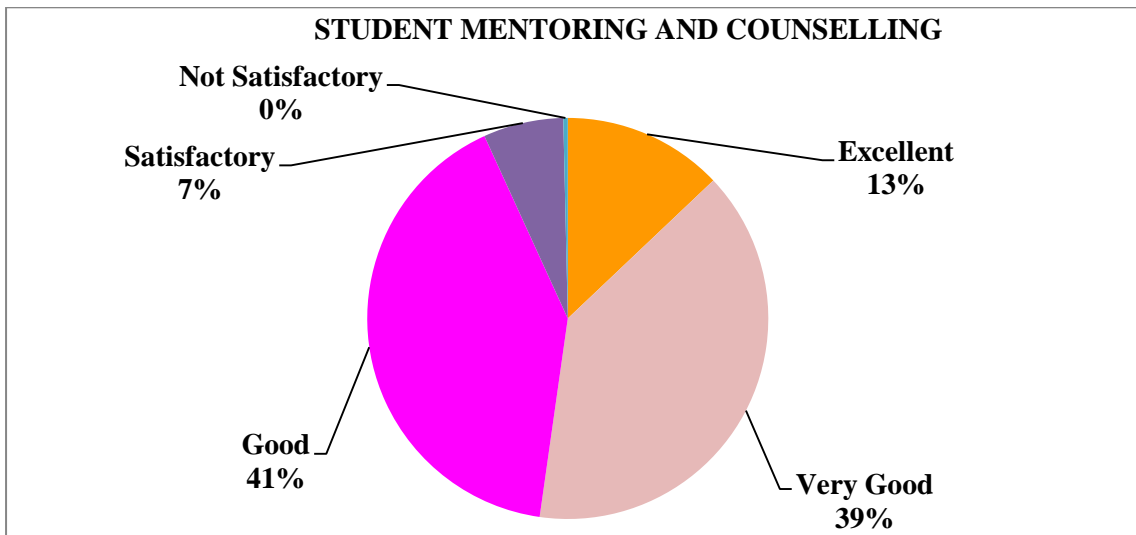
4) Discipline Maintained

Discipline Maintained	Excellent	Very Good	Good	Satisfactory	Not Satisfactory	TOTAL
No. of responses	116	247	169	16	3	551
Percentage	21.06	44.83	30.67	2.90	0.54	100



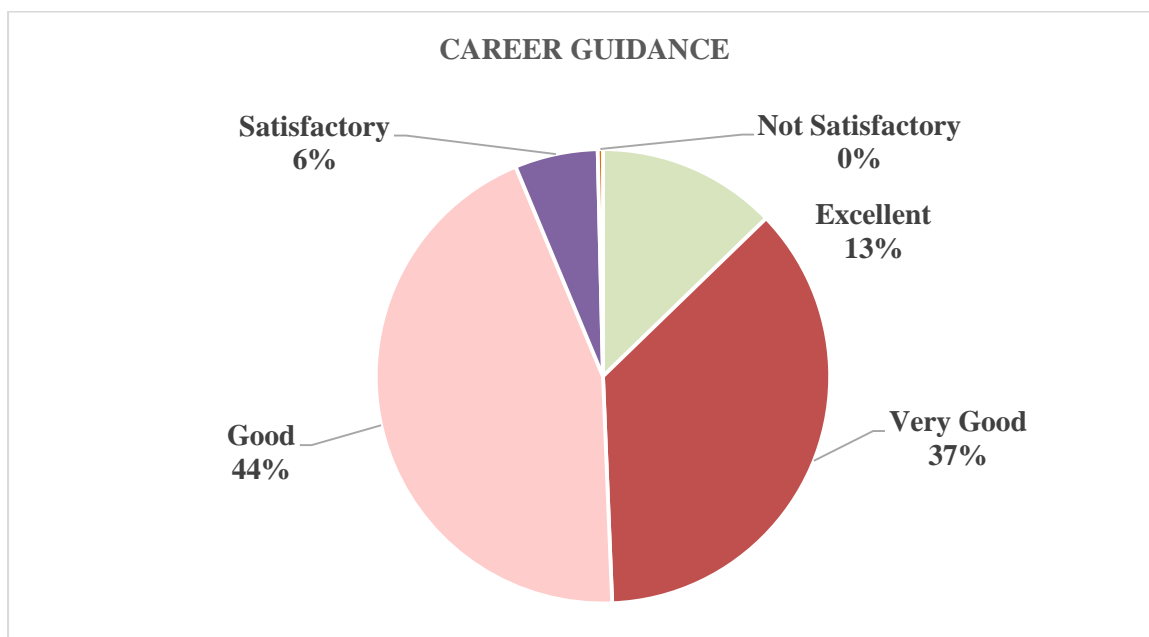
5) Student Mentoring and Counselling

STUDENT mentoring and counselling	Excellent	Very Good	Good	Satisfactory	Not Satisfactory	TOTAL
No. of responses	72	219	228	36	2	557
Percentage	12.93	39.32	40.93	6.46	0.36	100



6) Career Guidance

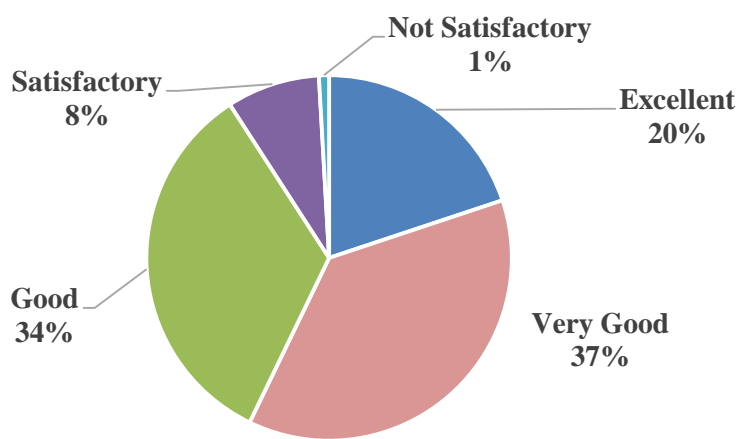
Career Guidance	Excellent	Very Good	Good	Satisfactory	Not Satisfactory	TOTAL
No. of responses	69	198	240	32	2	541
Percentage	12.75	36.60	44.36	5.91	0.38	100



7) Encourage to students to participate in co-curricular and extra-curricular activities

Encouragement to students for participating in co-curricular and extra-curricular activities	Excellent	Very Good	Good	Satisfactory	Not Satisfactory	TOTAL
No. of responses	111	208	188	46	5	558
Percentage	19.89	37.28	33.69	8.24	0.90	100

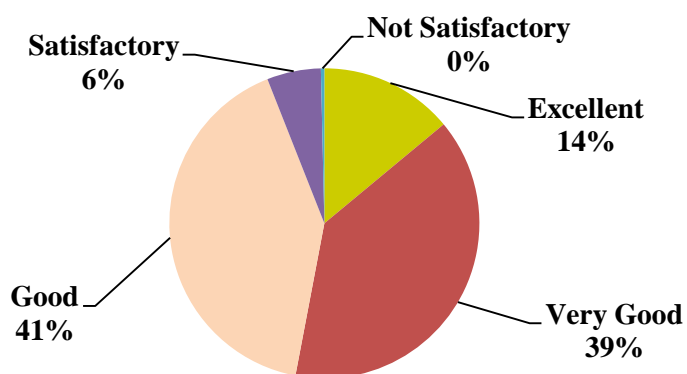
STUDENTS PARTICIPATED IN CO-CURRICULAR AND EXTRA-CURRICULAR ACTIVITIES



8) Efforts taken for overall personality development

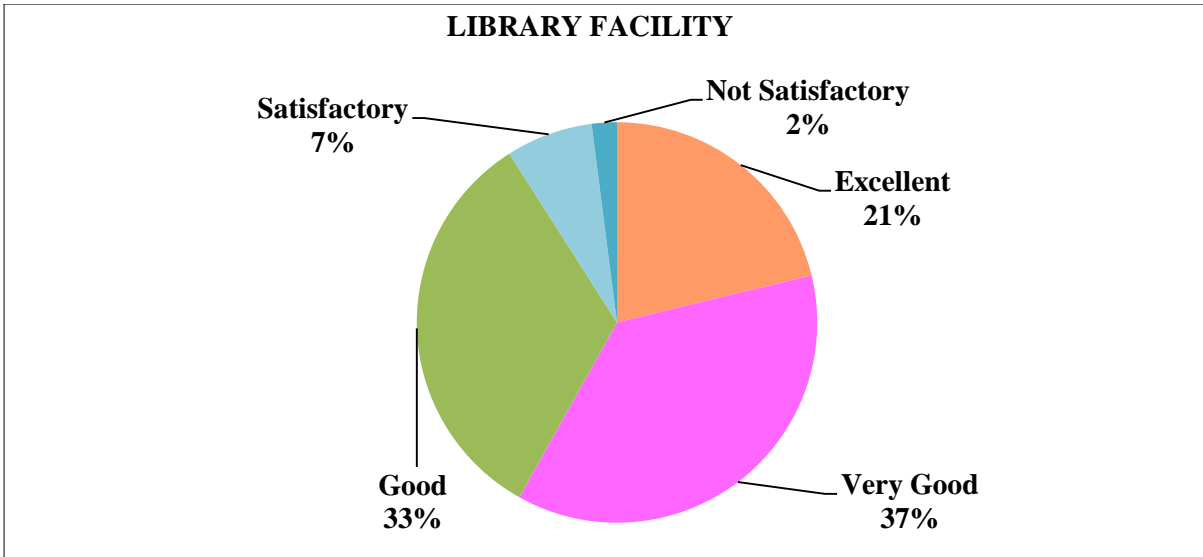
Efforts taken for overall personality development	Excellent	Very Good	Good	Satisfactory	Not Satisfactory	TOTAL
No. of responses	77	215	226	31	2	551
Percentage	13.97	39.02	41.02	5.63	0.36	100

EFFORTS TAKEN FOR OVERALL PERSONALITY DEVELOPMENT



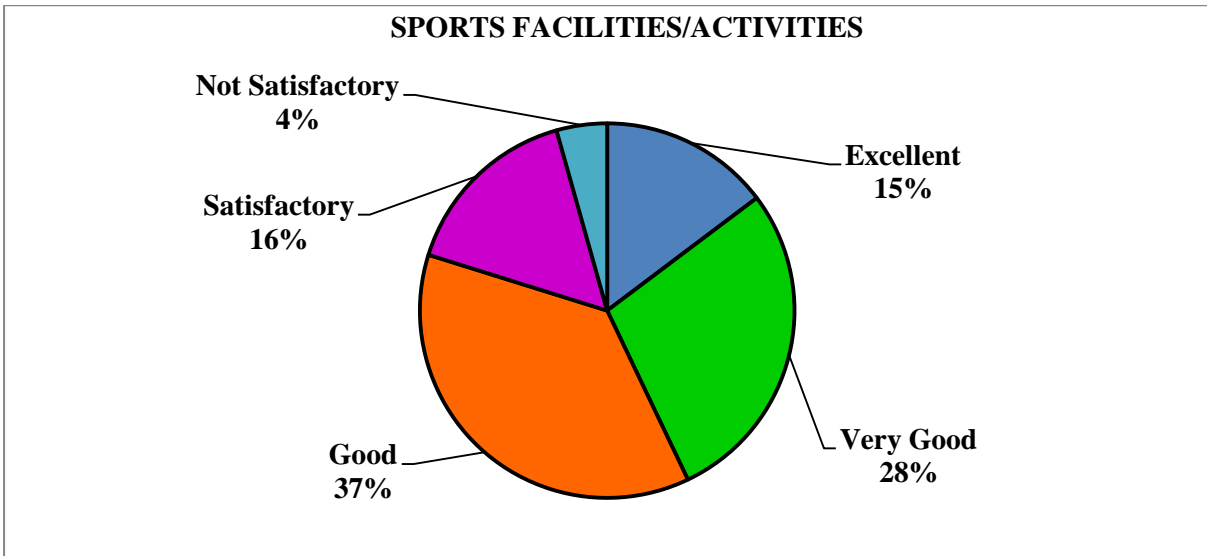
9) Library facility

Library facility	Excellent	Very Good	Good	Satisfactory	Not Satisfactory	TOTAL
No. of responses	115	200	178	38	11	542
Percentage	21.22	36.90	32.84	7.01	2.03	100



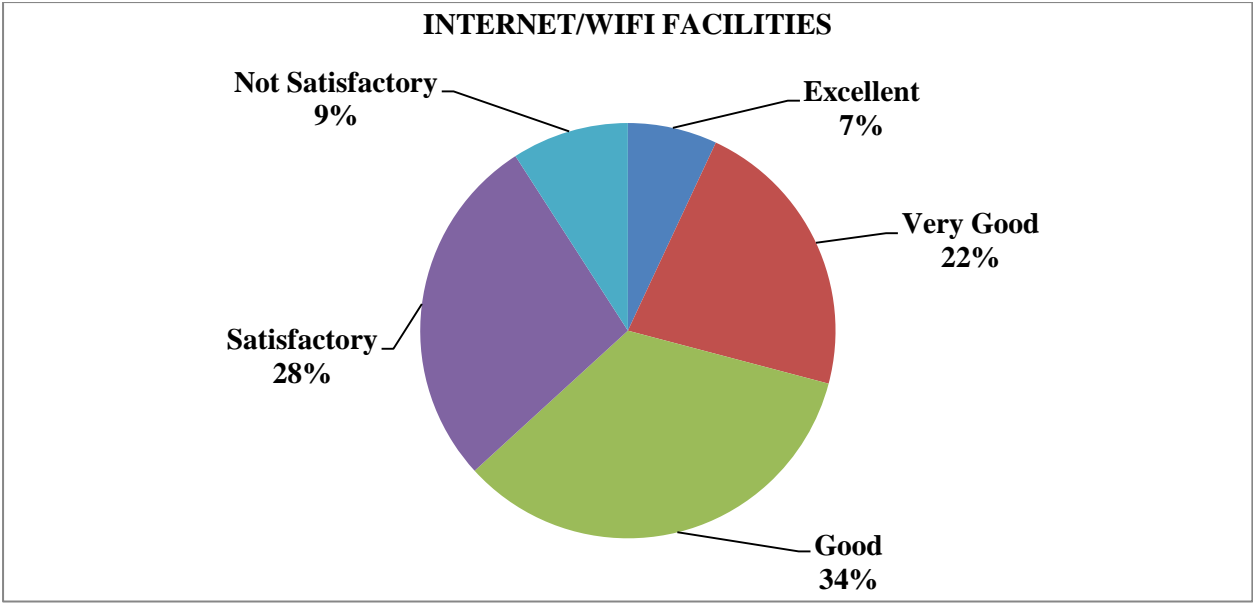
10) Sports facilities/activities

Sports facilities/activities	Excellent	Very Good	Good	Satisfactory	Not Satisfactory	TOTAL
No. of responses	81	155	203	87	24	550
Percentage	14.73	28.18	36.91	15.82	4.36	100



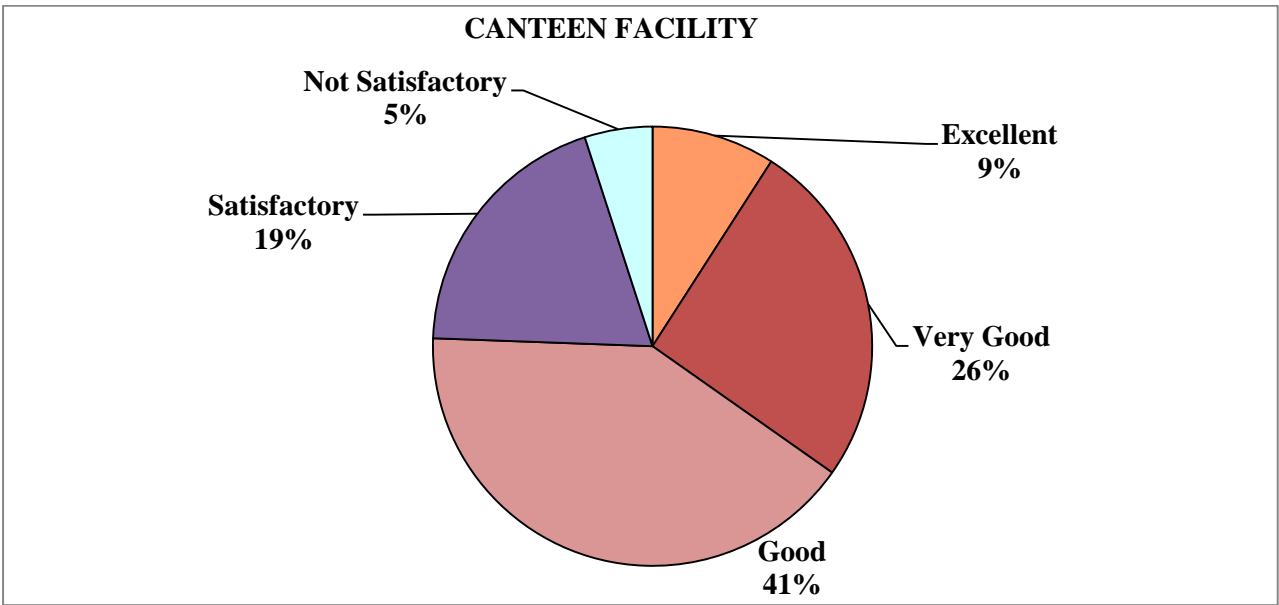
11) Internet/wifi facilities

Internet/wifi facilities	Excellent	Very Good	Good	Satisfactory	Not Satisfactory	TOTAL
No. of responses	39	124	191	155	51	560
Percentage	6.96	22.14	34.11	27.68	9.11	100



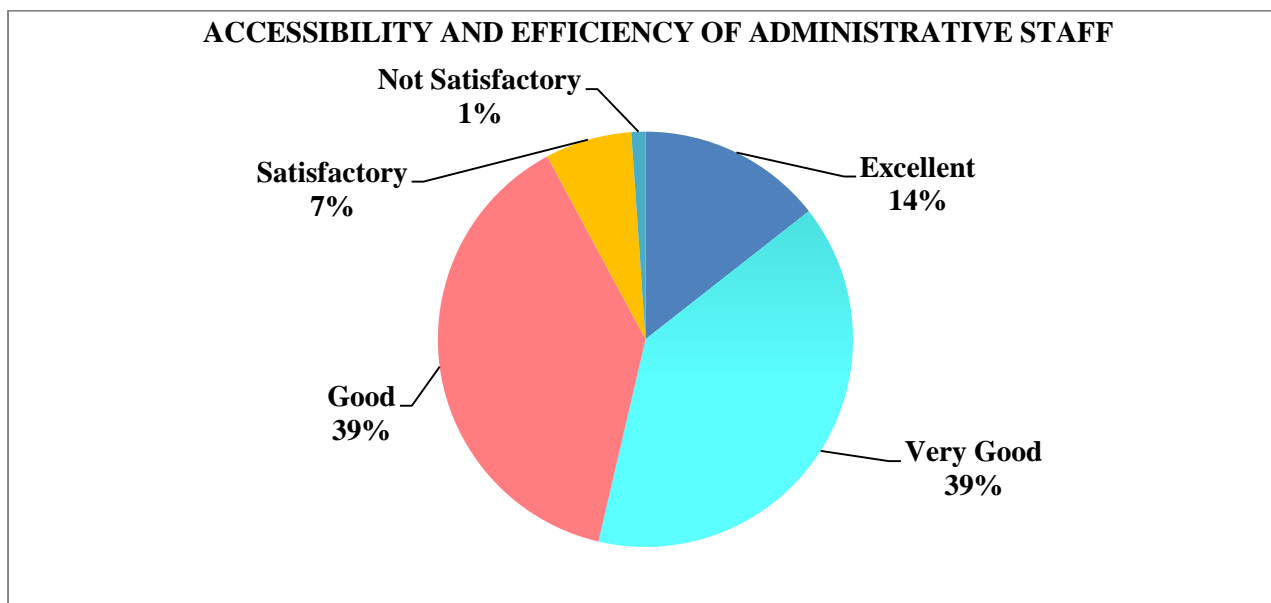
12) Canteen facility

Canteen facility	Excellent	Very Good	Good	Satisfactory	Not Satisfactory	TOTAL
No. of responses	51	144	229	109	28	561
Percentage	9.09	25.67	40.82	19.43	4.99	100



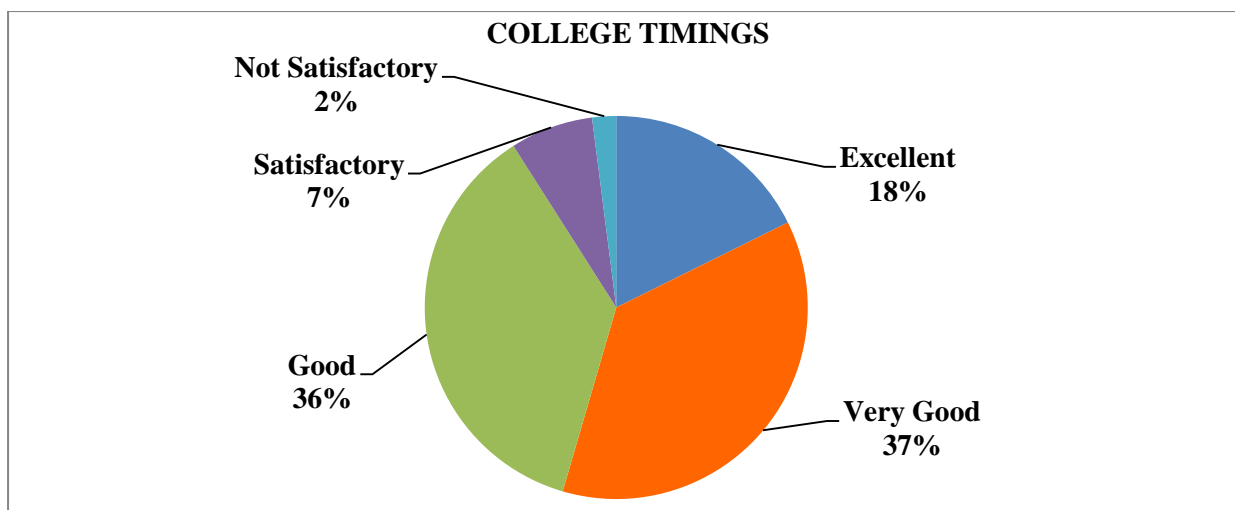
13) Accessibility and efficiency of administrative staff

Accessibility and efficiency of administrative staff	Excellent	Very Good	Good	Satisfactory	Not Satisfactory	TOTAL
No. of responses	79	215	211	37	6	548
Percentage	14.42	39.23	38.50	6.76	1.09	100



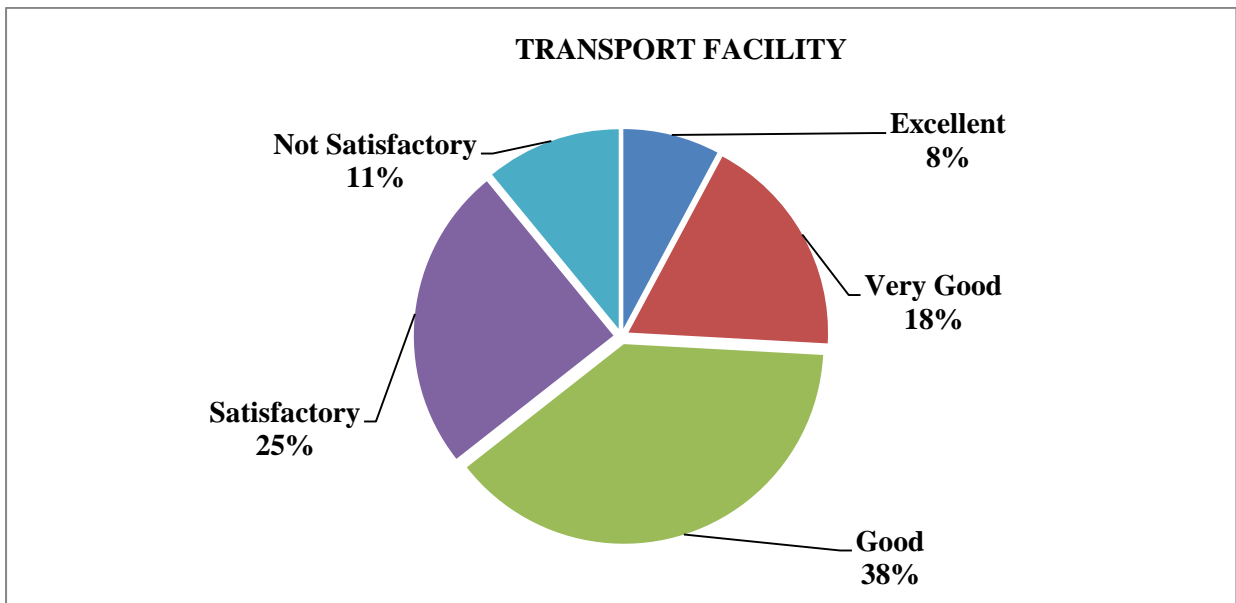
14) College Timings

College timings	Excellent	Very Good	Good	Satisfactory	Not Satisfactory	TOTAL
No. of responses	96	200	198	38	11	543
Percentage	17.68	36.83	36.46	7	2.03	100



15) Transport Facility

Transport facility	Excellent	Very Good	Good	Satisfactory	Not Satisfactory	TOTAL
No. of responses	45	104	222	142	63	576
Percentage	7.81	18.06	38.54	24.65	10.94	100



Meenakshi Bawa

Dr. Meenakshi Bawa
IQAC Coordinator

Dr. R.B. Patil
Principal