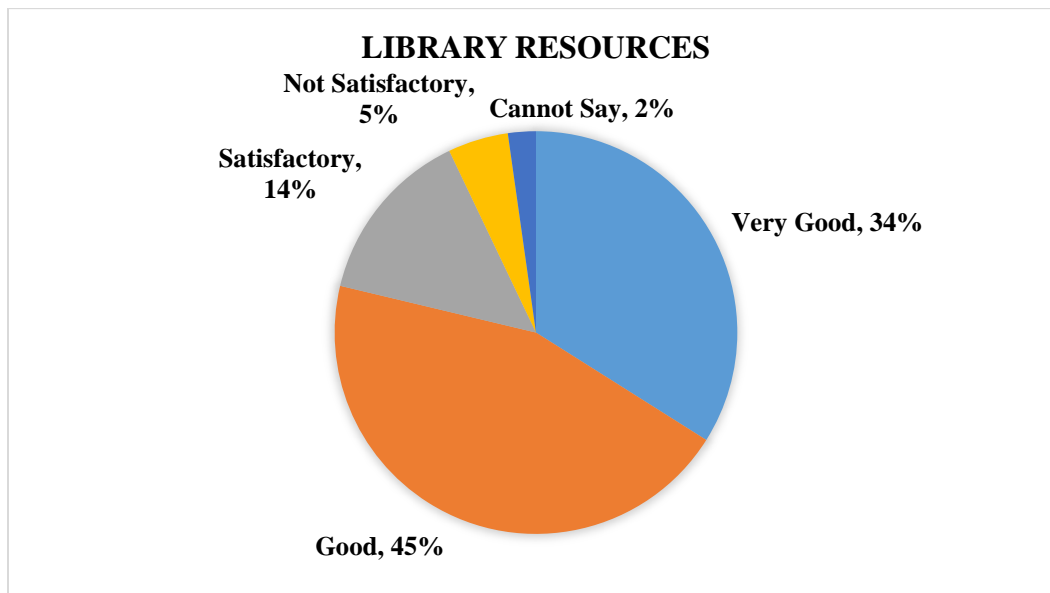


M.E.S. COLLEGE OF ARTS AND COMMERCE, ZUARINAGAR-GOA
ANALYSIS OF INSTITUTIONAL FEEDBACK FROM STUDENTS (B.A./
B.Com./B.C.A.)

ACADEMIC YEAR: 2018-19

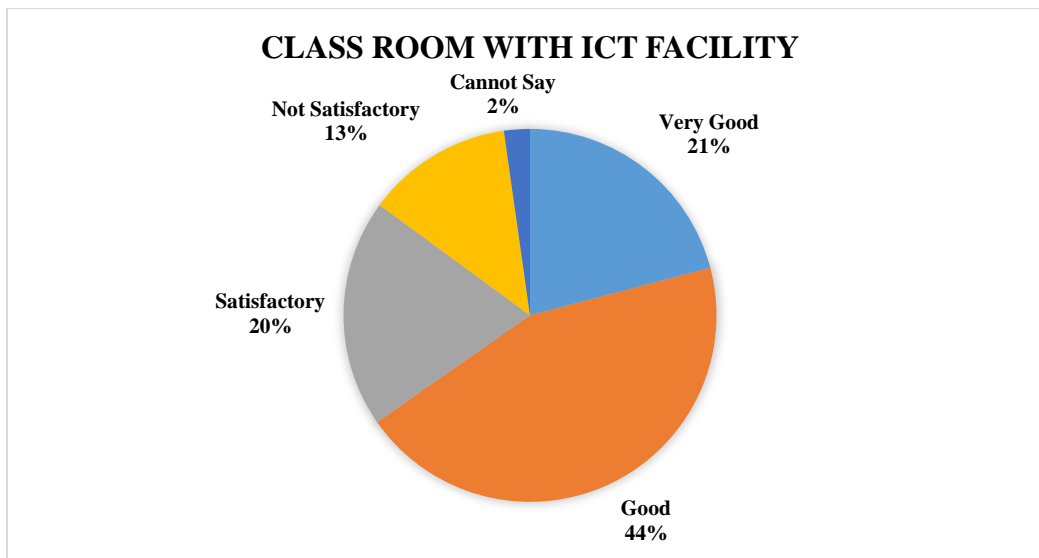
1. Library Resources

Library Resources	Very Good	Good	Satisfactory	Not Satisfactory	Cannot Say	TOTAL
Number of Responses	91	120	38	13	6	268
Percentage	33.96	44.78	14.18	4.85	2.24	100



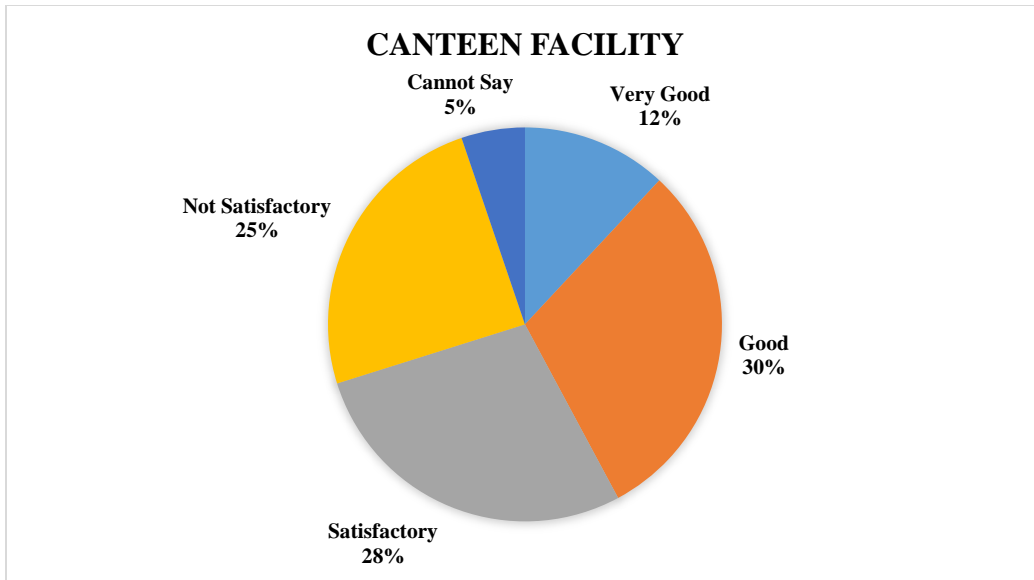
2. Class Room with ICT Facility

Class Room with ICT Facility	Very Good	Good	Satisfactory	Not Satisfactory	Cannot Say	TOTAL
Number of Responses	56	119	53	34	6	268
Percentage	20.90	44.40	19.78	12.69	2.24	100



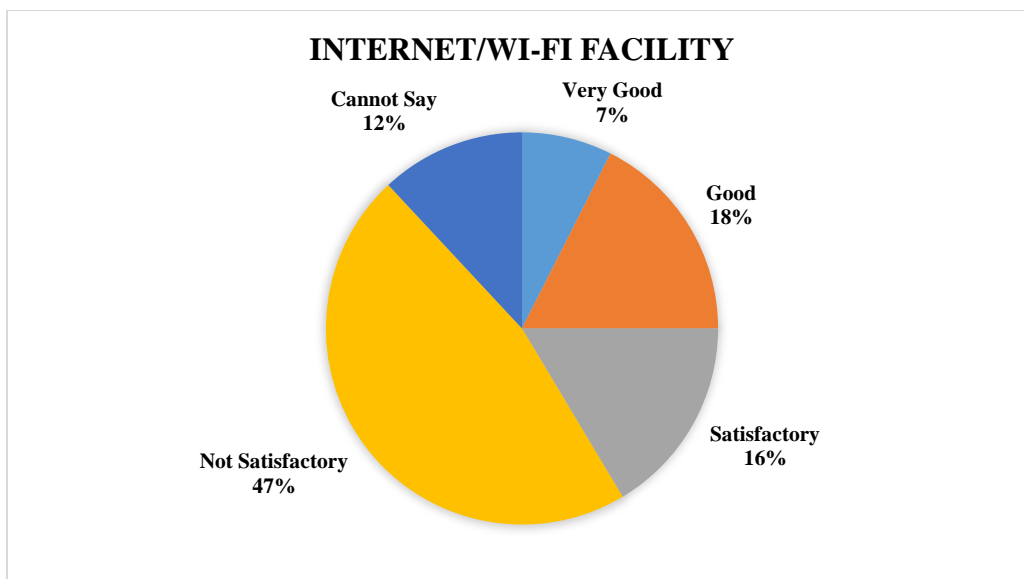
3. Canteen Facility

Canteen Facility	Very Good	Good	Satisfactory	Not Satisfactory	Cannot Say	TOTAL
Number of Responses	32	81	75	66	14	268
Percentage	11.94	30.22	27.99	24.63	5.22	100



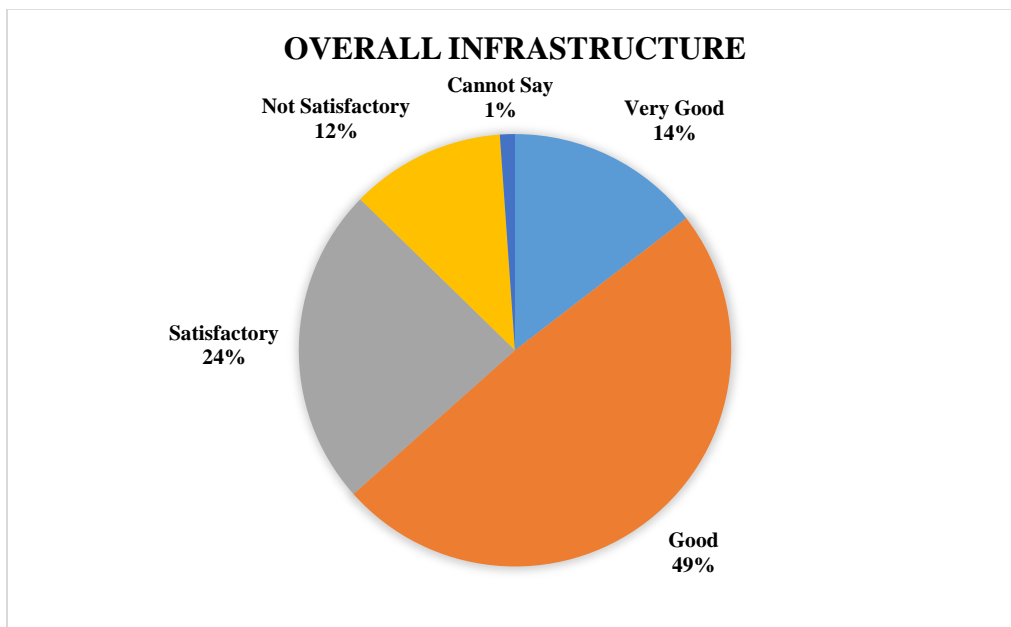
4. Internet/Wi-fi Facility

Internet/Wi-fi Facility	Very Good	Good	Satisfactory	Not Satisfactory	Cannot Say	TOTAL
Number of Responses	20	47	44	125	32	268
Percentage	7.46	17.54	16.42	46.64	11.94	100



5. Overall Infrastructure

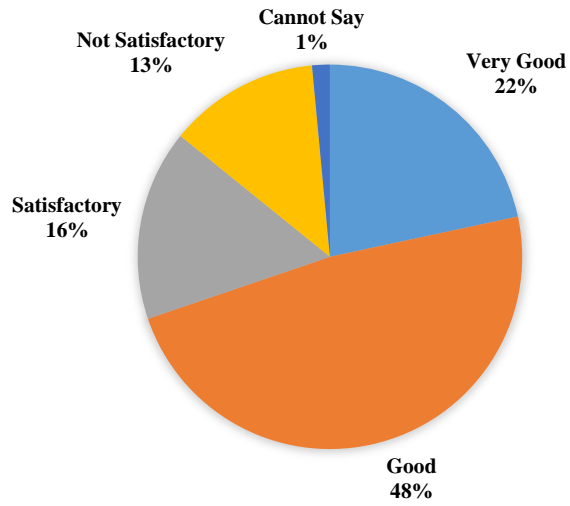
Overall Infrastructure	Very Good	Good	Satisfactory	Not Satisfactory	Cannot Say	TOTAL
Number of Responses	39	131	64	31	3	268
Percentage	14.55	48.88	23.88	11.57	1.12	100



6. Co-curricular and extra- curricular activities

Co-curricular and extra- curricular activities	Very Good	Good	Satisfactory	Not Satisfactory	Cannot Say	TOTAL
Number of Responses	58	129	43	34	4	268
Percentage	21.64	48.13	16.04	12.69	1.49	100

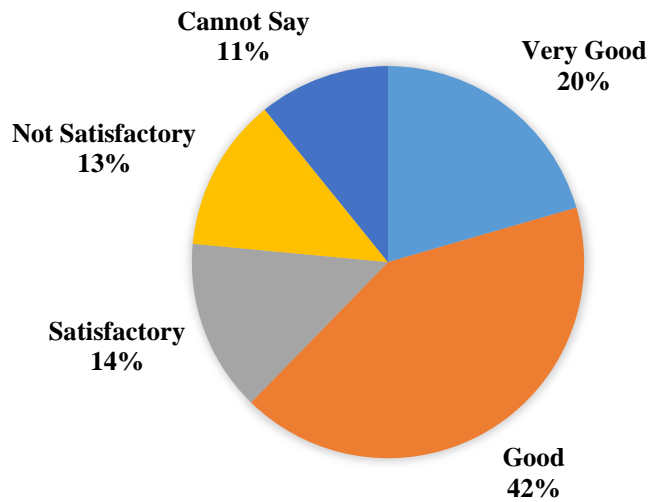
CO-CURRICULAR AND EXTRA- CURRICULAR ACTIVITIES



7. Sports facilities/activities

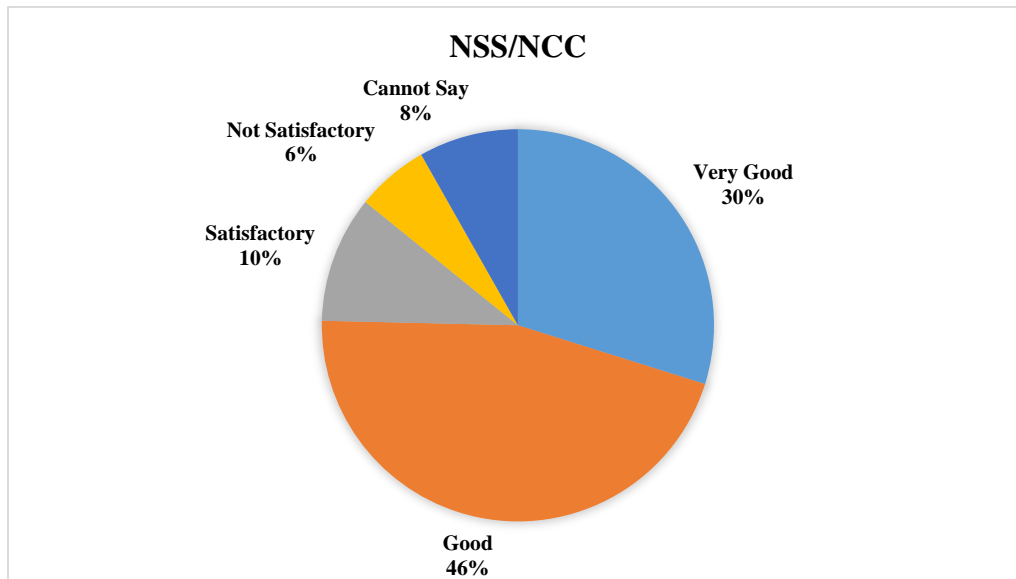
Sports facilities/activities	Very Good	Good	Satisfactory	Not Satisfactory	Cannot Say	TOTAL
Number of Responses	55	112	38	34	29	268
Percentage	20.52	41.79	14.18	12.69	10.82	100

SPORTS FACILITIES/ACTIVITIES



8. NSS/NCC

NSS/NCC	Very Good	Good	Satisfactory	Not Satisfactory	Cannot Say	TOTAL
Number of Responses	80	122	28	16	22	228
Percentage	29.85%	45.52%	10.45	5.97	8.21	100



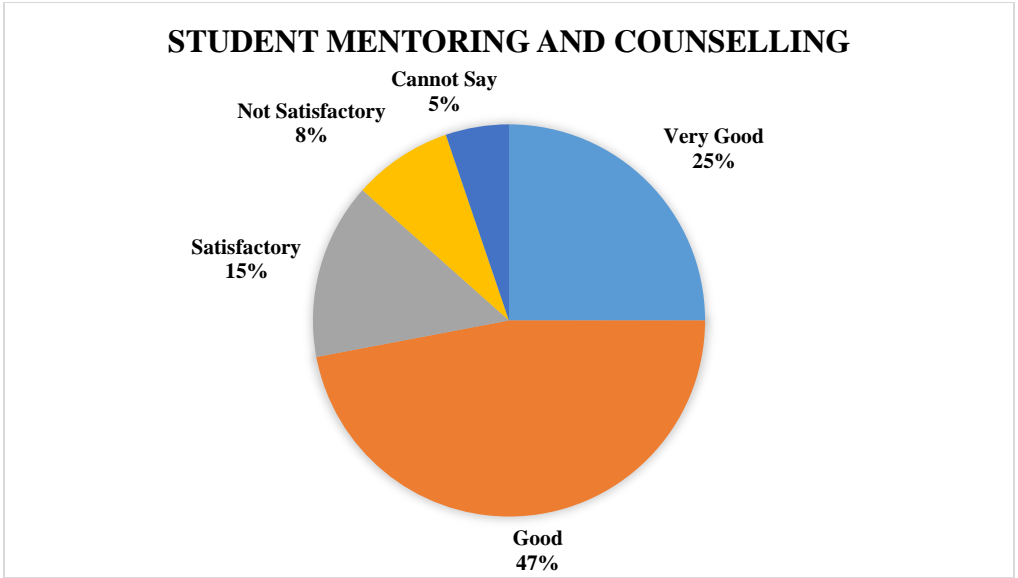
9. Career Guidance

Career Guidance	Very Good	Good	Satisfactory	Not Satisfactory	Cannot Say	TOTAL
Number of Responses	69	121	45	29	4	268
Percentage	25.75	45.15	16.79	10.82	1.49	100



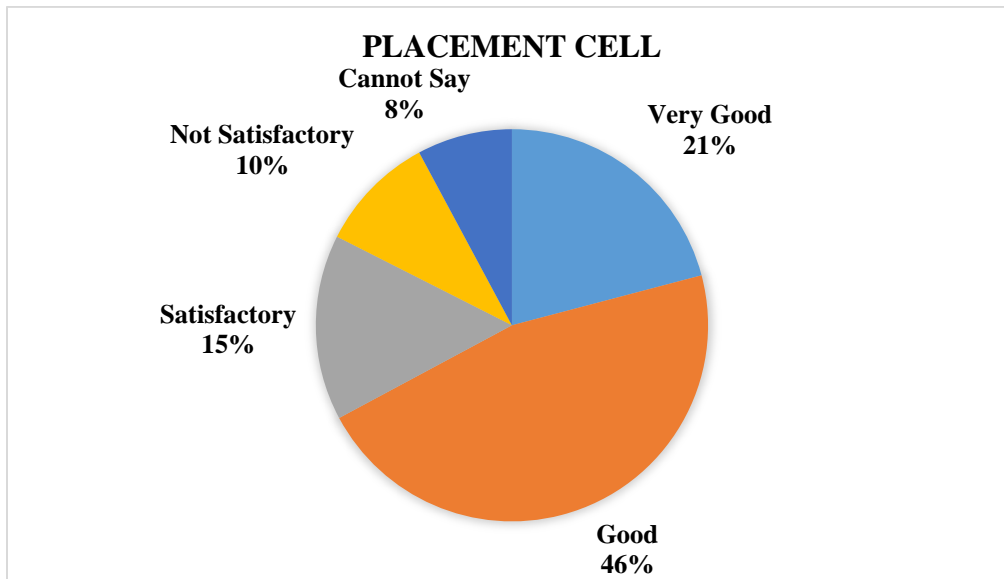
10. Student Mentoring and Counselling

Student Mentoring and Counselling	Very Good	Good	Satisfactory	Not Satisfactory	Cannot Say	TOTAL
Number of Responses	67	126	39	22	14	268
Percentage	25.00	47.01	14.55	8.21	5.22	100



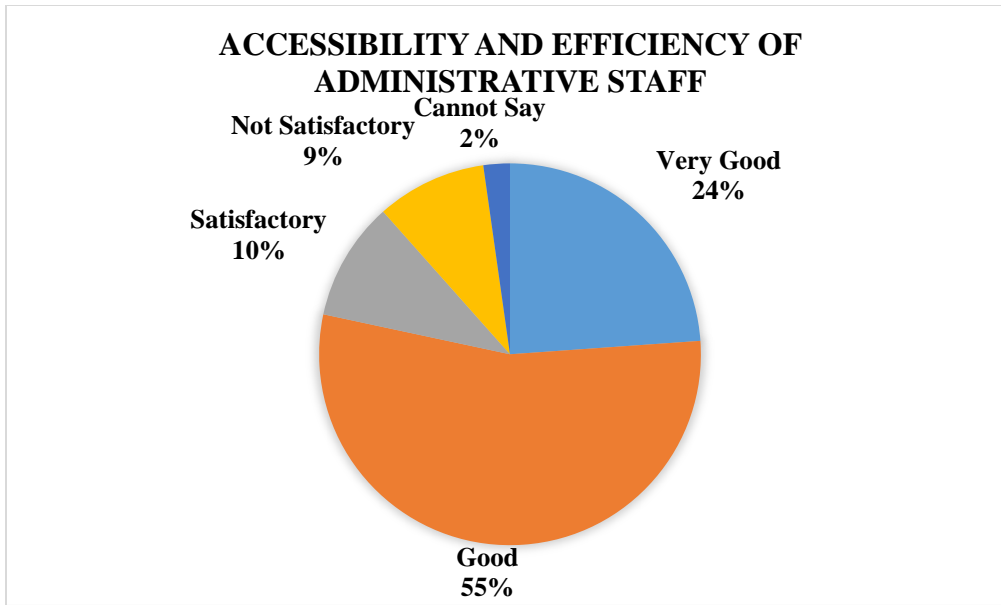
11. Placement Cell

Placement Cell	Very Good	Good	Satisfactory	Not Satisfactory	Cannot Say	TOTAL
Number of Responses	56	124	41	26	21	268
Percentage	20.90	46.27	15.30	9.70	7.84	100



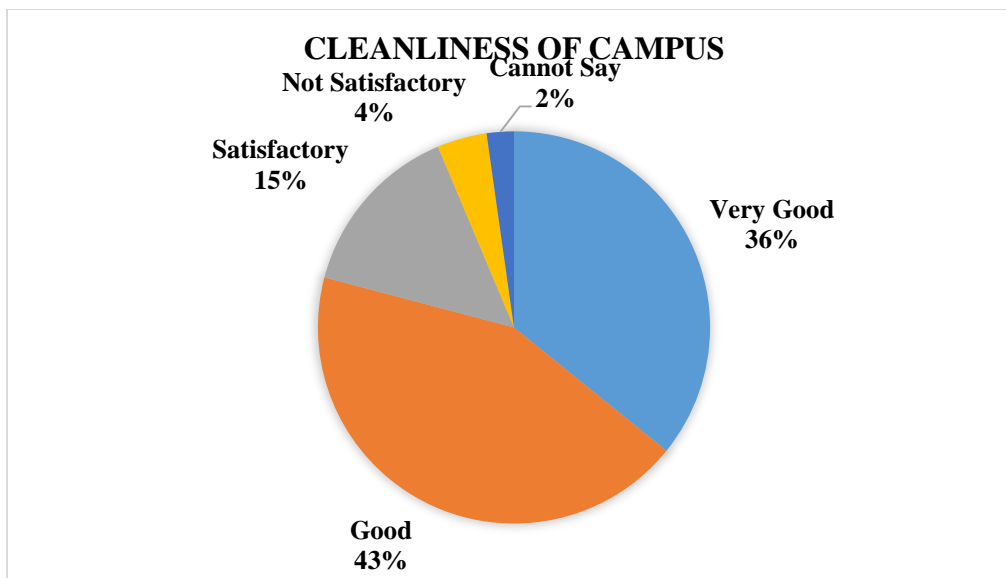
12. Accessibility and efficiency of administrative staff

Accessibility and efficiency of administrative staff	Very Good	Good	Satisfactory	Not Satisfactory	Cannot Say	TOTAL
Number of Responses	64	146	27	25	6	268
Percentage	23.88	54.48	10.07	9.33	2.24	100



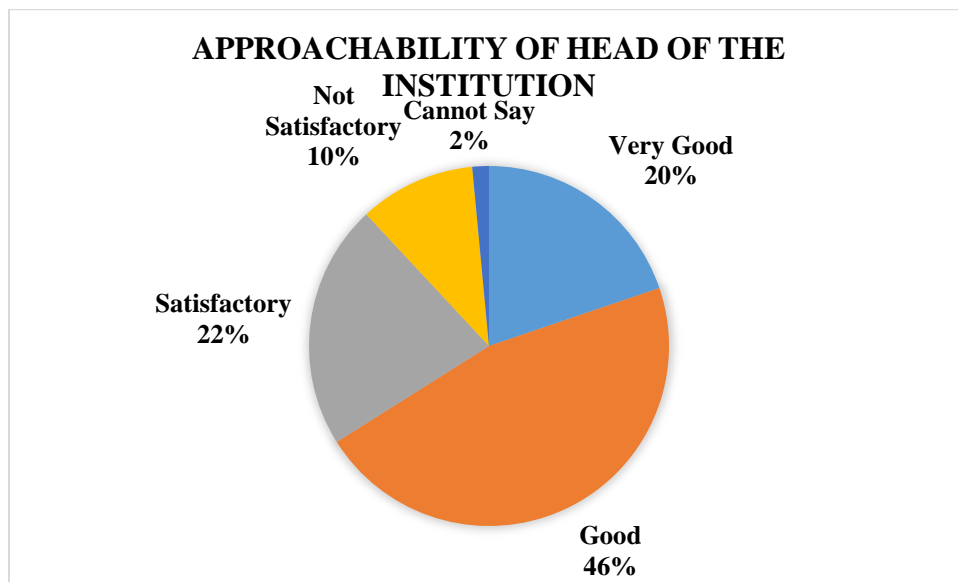
13. Cleanliness of campus

Cleanliness of campus	Very Good	Good	Satisfactory	Not Satisfactory	Cannot Say	TOTAL
Number of Responses	96	116	39	11	6	268
Percentage	35.82	43.28	14.55	4.10	2.24	100



14. Approachability of Head of the Institution

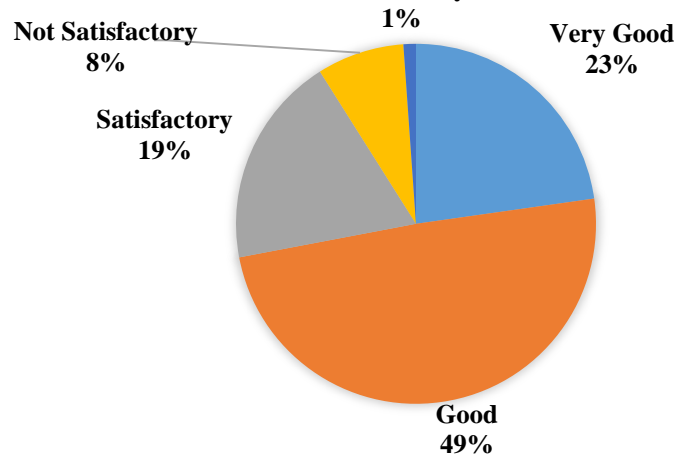
Approachability of Head of the Institution	Very Good	Good	Satisfactory	Not Satisfactory	Cannot Say	TOTAL
Number of Responses	53	124	59	28	4	268
Percentage	19.78	46.27	22.01	10.45	1.49	100



15. College environment conducive to learning

College environment conducive to learning	Very Good	Good	Satisfactory	Not Satisfactory	Cannot Say	TOTAL
Number of Responses	61	132	51	21	3	268
Percentage	22.76	49.25	19.03	7.84	1.12	100

**COLLEGE ENVIRONMENT CONDUCTIVE TO
LEARNING**



Meenakshi Bawa

Dr. Meenakshi Bawa
IQAC Coordinator

Dr. R.B. Patil
Principal